

Consultant Software

- ◆ **Accesses dairy management**
- ◆ **Intuitive graphs** of herd production, reproduction, and udder health data
- ◆ **SPC interpretations**
- ◆ **Easy imports** from all major dairy software

Customize Your Setup

Detailed setup options include:

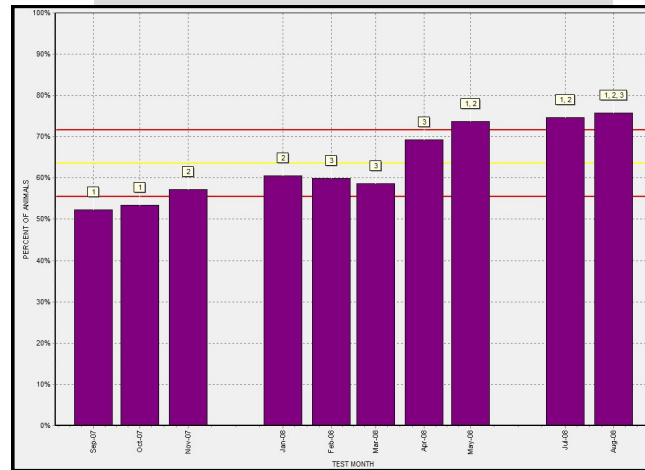
- ◆ **Voluntary Waiting Period**- set a different VWP for 1st lactation and 2nd + lactations
- ◆ **Groups** - restrict analysis to certain groups
- ◆ **Dates** - set last preg exam date, first date for open analysis, and earliest day to detect pregnancy. Also establish a date for comparing results before and after.
- ◆ **Goals** - establish your own goals for % pregnant by first, third and sixth cycle and program compliance
- ◆ **Specify milk weight for fresh cows** - establish low 1st test milk weight for Fresh Cow Analysis
- ◆ **Specify cows** - include or exclude designated repro culls or do not breed animals

Try Herd Detective Free

Contact DRMS for a **15 day free trial** to try the system at 515-294-2526 or drms@iastate.edu. A \$200 annual fee is required to use the program after the free trial expires.

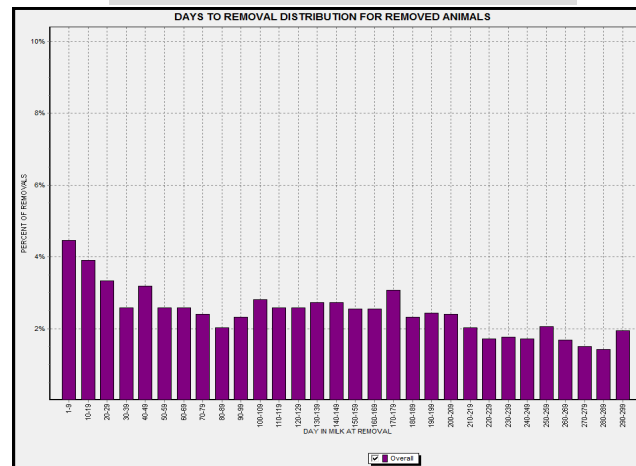
MILK QUALITY ANALYSIS

What is the percent new infection?



REMOVAL ANALYSIS

When do cows leave the herd?



System Requirements

- ◆ Windows 7 or later operating system
- ◆ 1 GB RAM; 1 GHz Processor
- ◆ 2 GB of available Hard Drive space
- ◆ 1024 x 768 Video Resolution

2020

HERD DETECTIVE

Analysis aimed at identifying opportunities for improvement in animals beginning lactation



Ames, IA / Raleigh, NC
515-294-2526
www.drms.org



Analyze Data from Different Perspectives

Evaluate Effectiveness of Management Strategies

Help Maximize Health and Productivity for Animals Beginning Lactation

Reproductive Data

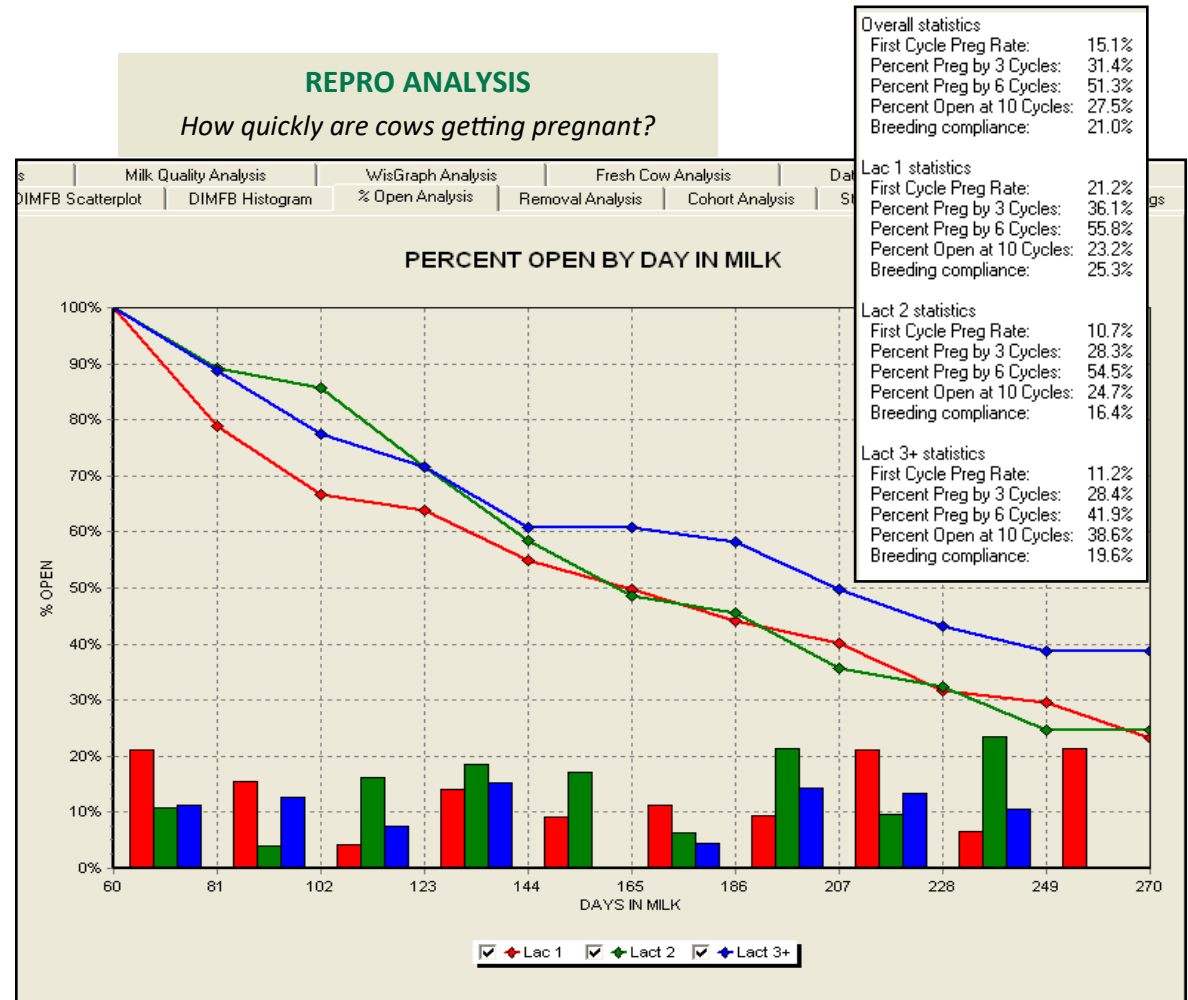
- ◆ Days in Milk at First Breeding as a Scattered Plot
- ◆ Days in Milk at First Breeding as a Histogram
- ◆ Percent Open by Days In Milk
- ◆ Distribution of Days to Removal for Left Cows
- ◆ First, Third and Sixth Cycle Pregnancy Rates as a Cohort Analysis within 1, 2, 4 or 8 weeks of calving
- ◆ Percent Removed within 30 or 60 days in milk as a Cohort Analysis within 1, 2, 4 or 8 weeks of calving
- ◆ First, Third and Sixth Cycle Pregnancy Rate displayed as a Stacked Bar Analysis for 1, 2, 4 or 8 weeks of calving
- ◆ Six Month Calving Projection by 1, 2 or 4 week intervals

Production and Udder Health Data

- ◆ Percent Infected Analysis by Days in Milk
- ◆ Milk Quality Analysis of Percent Infected, New Infections, Chronic, Cured and Cured New Infections by Test Month over the past year
- ◆ WisGraph Analysis for New Infections, New Fresh Infections and Chronic Infections
- ◆ Fresh Cow Analysis for Low Milk, Average Production, High SCC, Fat and Protein Ratios, and High Ratios by user defined days in milk
- ◆ Component Analysis Scattered Plot of Fat and Protein Ratio, Milk Production, Fat Test, Protein Test, Linear Score, ME 305, 1st ME 305 and Days In Milk

Customize Data Output

- ◆ Segment all analyses by parity, groups or pens, calving months or calving season
- ◆ Further define the database by importing only specific animals or a portion of the entire herd



Percent Open Analysis is a module that uses survival analysis to generate a curve showing how long it takes cows to become pregnant. The survival curve in the figure above represents the reproductive performance for a herd with a voluntary waiting period of 60 days. In this case, all cows are open at 60 days so the percent open is 100%. The survival curve is built using 21 day intervals or roughly a heat cycle. By using this interval length, the pregnancy rate (the proportion of cows becoming pregnant in each cycle) can be calculated directly from the curve as shown by the bars at the bottom of the figure.